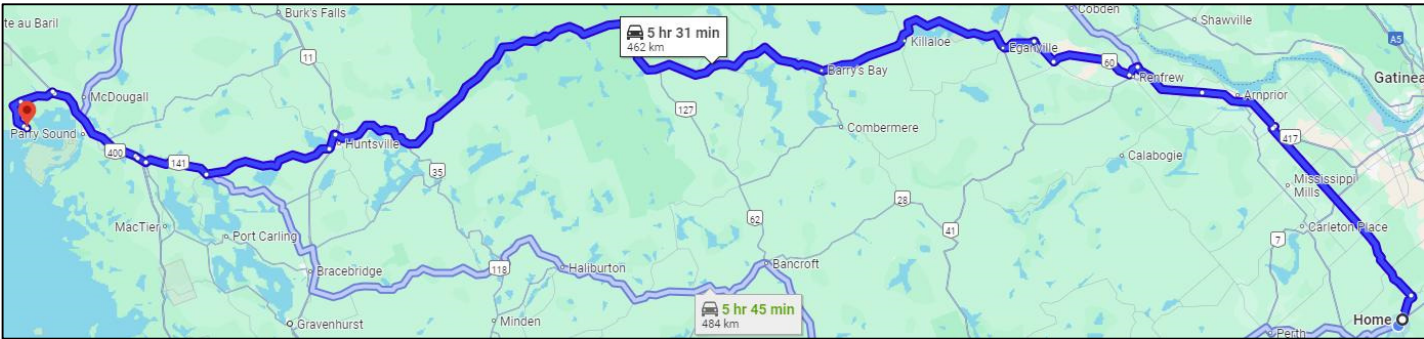


Trip Report Kayak Yates Massasauga August 2024

Kayak trip this summer with my wife and two daughters. Re-visiting Massasauga Provincial Park on Georgian Bay.

Easy drive out from home at 5 ½ hours and 460 km. We made the standard stop at Erika’s Bakery for butter tarts and sandwiches.



Due to the logistics of picking up our rental kayaks, and paddling to our first campsite, we had decided to spend a night at Killbear Provincial Park.

Item	Rate	Quantity	Fee
CampFee-B-NE	\$38.75	1	\$38.75
ReservationFee-web	\$9.73	1	\$9.73
Sub Total			\$48.48
HST-13%			\$6.30
Total			\$54.78

	Killbear Provincial Park 35 Eddie Ramsay Parkway Nobel, Ontario P0G1G0 (705) 342-5492	
Arriving	Tuesday, August 13, 2024	Check In: 2:00 PM
Departing	Wednesday, August 14, 2024	Check Out: 2:00 PM
Campground	Blind Bay A	
	723	



Trip Report Kayak Yates Massasauga August 2024



One reason for the night at Killbear, was so we could fit in a Pickerel meal at Gilly's Restaurant in Snug Harbour. Supper this time around. Absolutely fabulous food, great location, and perfect service.

#Item	Price
1 Soda	3.50
1 Lemonade	6.00
2 5oz Glass Solid Ground Riesling	30.00
1 Pickerel	33.00
* Franklin	6.00
2 Pickerel	66.00
* Caesar	12.00
1 Pickerel	33.00
1 5oz Glass Headwind Sauvignon Blanc	16.00
Subtotal	205.50
Tax	26.71
Total	\$ 232.22



Trip Report Kayak Yates Massasauga August 2024

The next day we picked up a pair of tandem rental kayaks from the White Squall Paddling Centre. These folk are the go to outfitter in the area, we a great range of equipment, along with being super friendly and very knowledgeable.



Item	Rate	Amount
Passat Tandem Kayak (2) Wed Aug 14 2024 - Fri Aug 16 2024	Number of Passats: 2 x 3 Days @ \$86.00	\$516.00
Where are you paddling?: Massasauga Park, put in @ Pete's place	Sub-Total:	\$516.00
Lifejacket Sizing: N/A	88102 8013 RP0001 HST (13%):	\$67.08
Rental Return: Boats and Gear must be returned to White Squall between 8am and 8pm. Leave on front	Total:	\$583.08
	Amount Paid:	\$583.08

One tandem kayak fits on the Subaru Outback roof racks just fine. But two kayaks are just too wide. The solution is to fasten two 72" x 2"x3"s with u-bolts to the roof racks. The two kayaks are then supported with ease. Tie down straps fore and aft, as these tandem kayaks are long.



We used the Pete's Place access point, part of Massasauga Provincial Park, for the first time. There are park attendants in place checking passes. The bonus is that there are toilets, and with the attendants around, theft is less likely. There are two launch ramps, one mainly for trailers, and the other one mainly used by kayaks and canoes. Plenty of space for loading and parking.

Trip Report Kayak Yates Massasauga August 2024



Kayak Loading

With a single tandem kayak, it can be a touch and go to get everything packed. We bring along our luxuries. But with a second tandem kayak, there is lots of space. We use a combination of dry bags and grocery bags. The latter work surprisingly well.

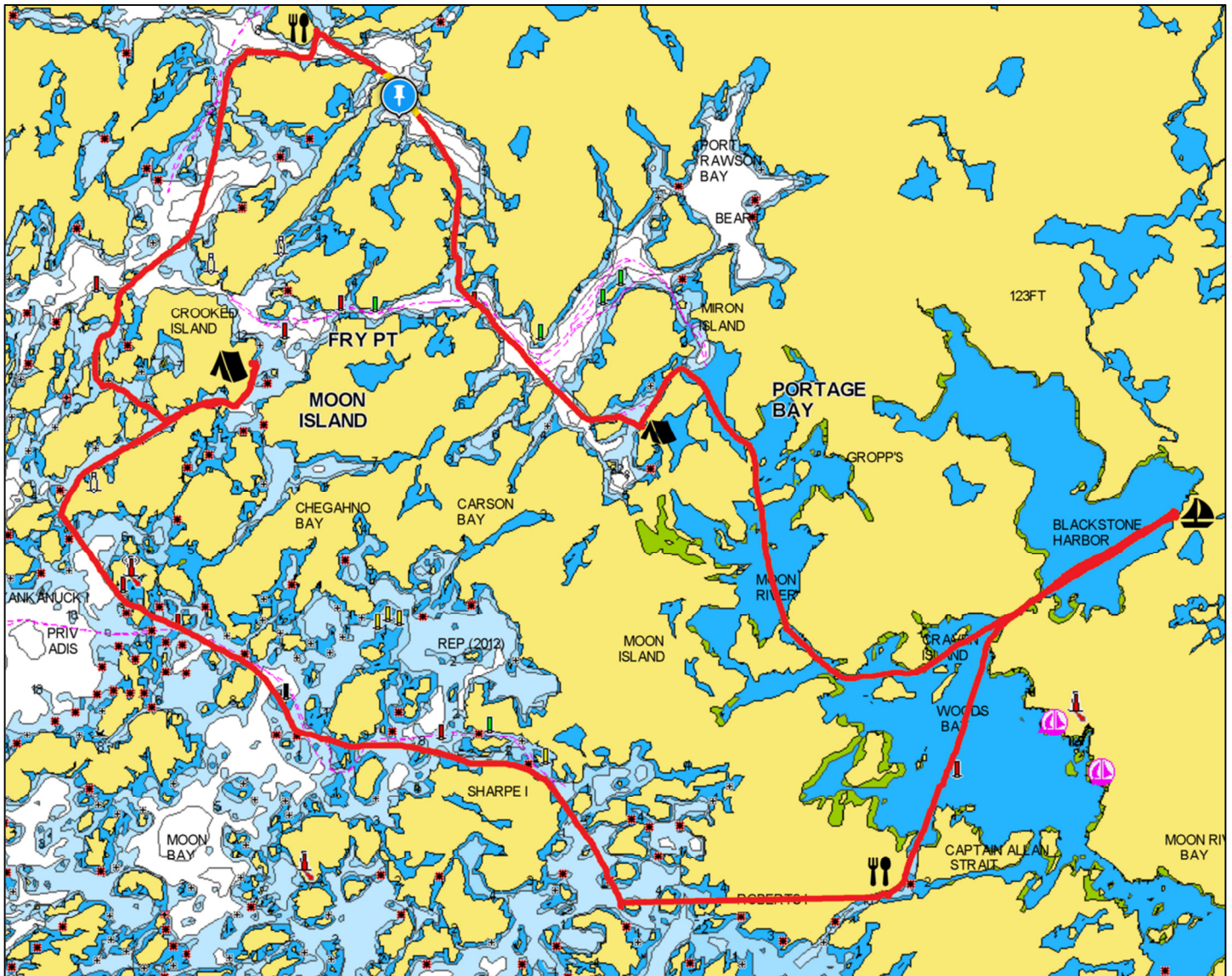


Trip Statistics

Day	Start	End	Start	End	Duration	Distance	Massasauga Site
One	12:10pm	1:03pm	1:43pm	4:12pm	3h 20m	2.6 NM	321 - Islandscape
Two	11:40am	12:54pm	1:46pm	2:43pm	2h 10m	6.1NM	219 - Inner Bay
Three	10:09am	11:38am			1h 29m	4.1 NM	

Trip Report Kayak Yates Massasauga August 2024


Overall Route



Navigation

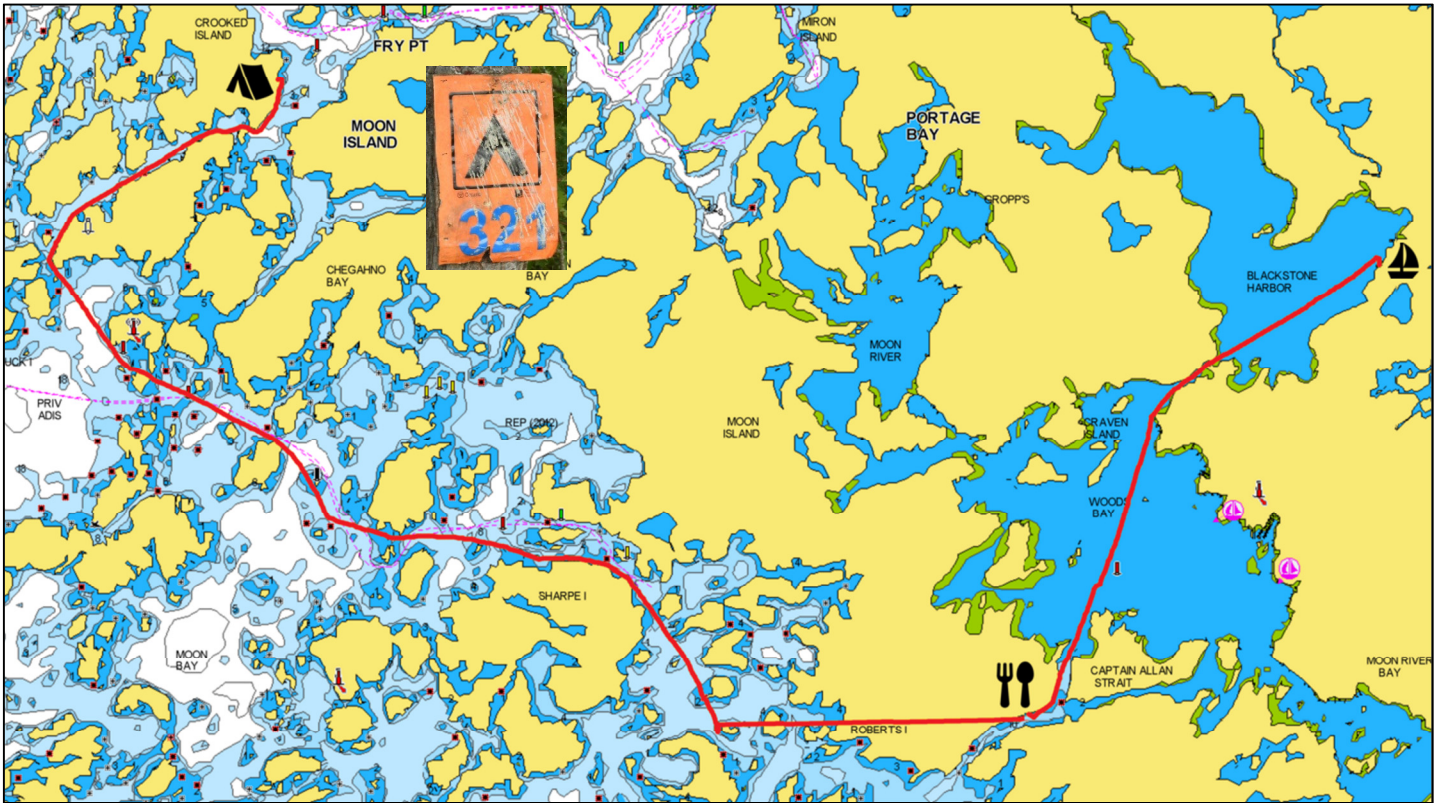


We carry a waterproof map of the park from "Maps by Jeff" (formerly Unlostify), as well as an iPhone with the Navionics app. The latter we also use when sailing. Since its purchase by Garmin, Navionics has been dumbed down in functionality (no PC web app available for large screen viewing of tracks) and is not as reliable; it can be seen above where the track was not being recorded.




Trip Report Kayak Yates Massasauga August 2024

Day One



Stopped for lunch at an empty campsite while transiting one of the channels. My leg had fallen asleep while paddling, and as soon as I attempted to stand up, the leg collapsed, dropping me in the water. Lucky a photographer was on hand to capture the event. Note the small folding table being carried as deck cargo.



Trip Report Kayak Yates Massasauga August 2024

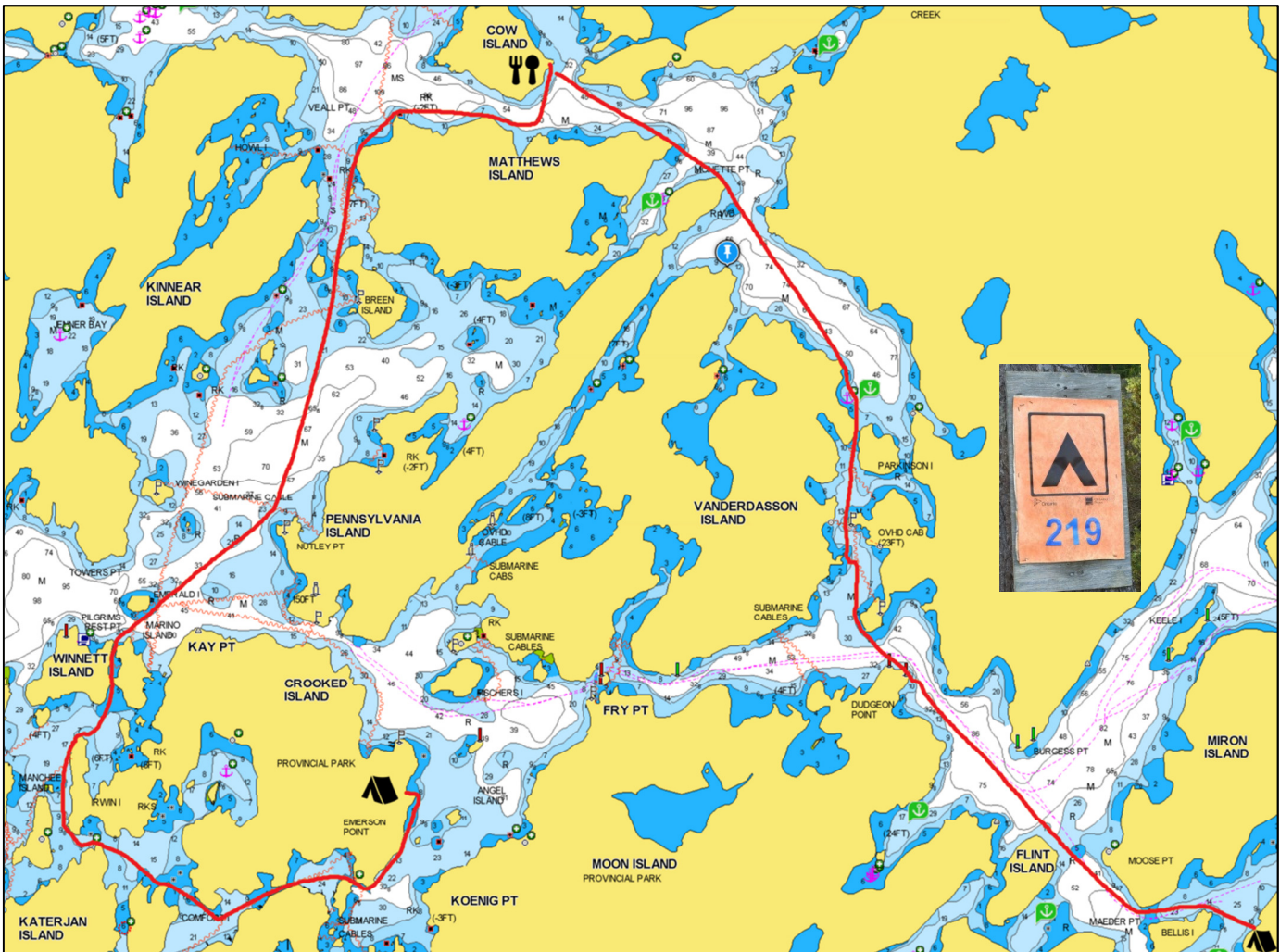
We continued on after lunch to site # 321. Cute cove in which to land the kayaks, and extensive rock outcropping for camping. Multiple tent pads back in the bush a bit. Yes, we explode our gear across the site.



Trip Report Kayak Yates Massasauga August 2024



Day Two



Trip Report Kayak Yates Massasauga August 2024

Grabbed another empty site for lunch. Our original aiming point was in use. Got a little bit worried when a set of canoes headed for us while eating, but they swerved into another bay. Perhaps they thought we hadn't departed from the night before yet...



Trip Report Kayak Yates Massasauga August 2024

Site # 219 was a super. The camping area was up a cliff, and the tenting area further up still. Special arrangements had to be concocted for easy access to cooled drinks from the lake. Those collapsible chairs and folding table are worth their weight in gold.



Trip Report Kayak Yates Massasauga August 2024

We had been a little worried the site wouldn't be that great, but it was stupendous.



Trip Report Kayak Yates Massasauga August 2024

With my wife on the trip, the meals were taken up to the next notch. With an exquisite supper for the last night. Freeze dried ground beef, Béchamel sauce in a tetra pack, and dehydrated hashbrown potatoes. Cooked over a combination of our Svea 123 white gas (Naptha) stove and a fire.



Always freshly brewed coffee and hot chocolate in the morning. Note mini torch for stove lighting, and white gas fuel bottle.



Trip Report Kayak Yates Massasauga August 2024

Day Three



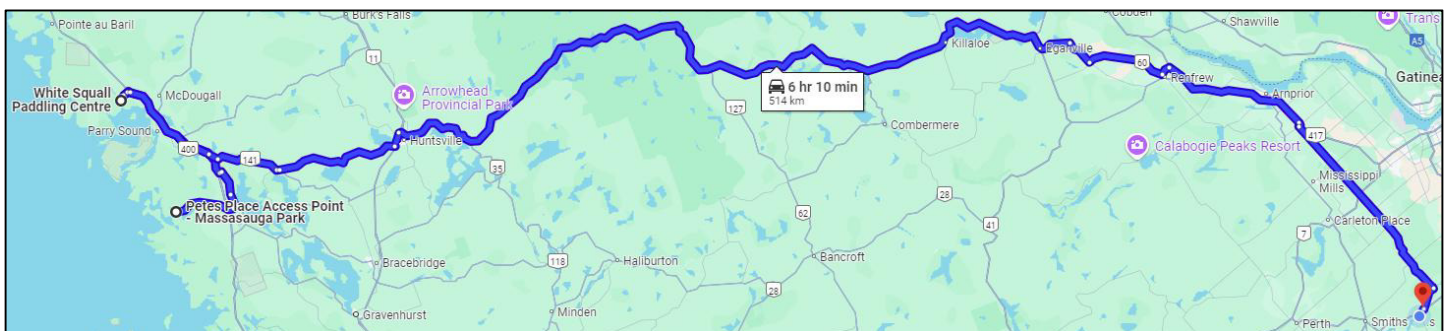
Leisurely paddle out.



Trip Report Kayak Yates Massasauga August 2024



Safely arrived back at Pete's Place. Kayaks dropped off at White Squall, then the drive home.



Trip Report Kayak Yates Massasauga August 2024

Thunderboxes

Being a Provincial Park, thunderboxes are in place at all campsites. But outside the park, there is a volunteer organisation that installs and maintains thunderboxes on crown land. It is well worth donating to enable all their hard work, <https://georgianbaybiosphere.com/outer-islands/>.



Food Storage

This is bear country, so all food needs to be stored securely overnight. Hanging from a tree is the tried and trusted solution. However, many parks now provide steel bins for this purpose at each site. The intent being to make it easy enough to do the right thing, as too many people don't go to the effort of hanging food, resulting in bear encounters.



Trip Report Kayak Yates Massasauga August 2024

Roll-Up Table

We picked up this roll-up table from REI quite a while ago. This was its first real trip, and it was a resounding success. While it takes a fair amount of room, and not appropriate for backpacking, it was nice to be able to have an extra surface, and being able to easily locate a table exactly where we wanted. This is over and above the picnic table provided on the park sites. For sure the grocery bags do not look like “real camping”, but they work perfectly for the kayaks.



Pâté sandwich for lunch, and lighting the Svea stove.



Trip Report Kayak Yates Massasauga August 2024

Equipment Pouches

For keeping the little bits contained, we have a pair of small pouches. One is for washing stuff (which is often wet), and one for fire/repair. The little butane torch is the cat's meow for lighting the stove and campfires. The waterproof matches are for backup. I gave up on regular wooden matches, the "strike anywhere" matches of today have heads that decompose just looking at them, let alone striking on a rock or a zipper as one could do in yesteryear. The bleach is for water purification.



Trip Report Kayak Yates Massasauga August 2024

Boating Equipment

Life jackets w/whistle
Compass, 2
Chart
Chart bag
Map, Adventure
Map case
Throw bag
Radio, VHF, portable
Radio, VHF, charger (optional)
Bag, personal, bow
Bag, personal, stern w/ carabiner
Bailer
Sponge

Boating Equipment (Rental)

Kayak, tandem
Paddle, kayak, 3
Sponge, 2
Pump
"Squaller Haulers", 2

Car Equipment

Pillow
Blanket
Kayak racks, 2
Ratchet straps, 2
Rope, tie down, 2
Towel
Change of clothes & shoes

Food

Beer @ 3/day
Wine, 500mL @ 2/day

Trip Report Kayak Yates Massasauga August 2024

Camping Equipment

Matches
Svea stove
White gas, bottle, large
Pot set, medium & large
Pot handle
Water containers, large, 4
First aid kit, waterproof
Watch
Torch
Cup, insulated, 2
Bowl, 3
Plate, 3
Knife, 2
Fork, 2
Tea spoon, 2
Dessert spoon, 2
Knife, Opinel
Can opener
Spoon, wooden
Bottle opener
Tinfoil
Wind break for stove
Paracord, hanks, 8
Kleenex
Garbage bags
Duct tape
Newspaper
Saw, folding
Dish soap
Dish cloth in Ziploc bag
Dish towel
Toilet paper, ½ roll/person/day
Bleach
Multi-tool
Toaster, stove top
Notebook & pencil
Anemometer
Ziploc bags, large & small
Rope, spare
Chair. collapsible, 2
Coffee filter holder, 2
Fly swatter
Insect repellent, spray can, 2
Sunscreen, 60/110 SPF, 4
Power bank
Phone case

Table, folding
Mobile telephone charging cable, 2
Power bank charging cable, 2
Tarp centre pole
Tarp corner pole, 2
Tarp
PCOC card
RMOC card
BBQ lighter / Butane torch
Mosquito repeller (Thermocell), 2
Mosquito repeller (Thermocell) charging cable
Tent
Tent poles
Tent ground sheet / footprint
Tent pegs
Wine glasses, 2
Beer glasses, 2
Table, large, roll-up
Frying pan
Spatula, wood

Trip Report Kayak Yates Massasauga August 2024

Personal Equipment

Sleeping bag
Sleeping pad
Headlamp
Spare batteries
Trousers
Shorts
Socks, short
Socks, long
Shirts, short sleeved
Shirts, long sleeved.
Swim suit
Towel
Sweat shirt
Fleece pants
Rain jacket
Rain pants
Pyjamas
Pillow
Tooth brush
Tooth paste
Shampoo
Soap
Wash kit (deodorant, razor, retainer, hair brush)
Hat
Camera
Camera battery
Sunglasses
Water shoes
Reading glasses
Mobile telephone
Ear plugs
Books
Chapstick
Extra socks
Contact lenses
Eye drops
Rain boots